


# T Level TQs in Onsite Construction and Building Services Engineering – Curriculum Planning Webinar

**T-LEVELS**



**Paul Brown**  
C&G Technical Advisor Construction  
**Rob Mallender**  
C&G Technical Advisor BSE  
**Bob Hassall**  
EAL TQA



# Construction and BSE T Level Team



**Paul Brown**  
Technical Advisor- Construction  
M: 07872 463185  
[Paul.Brown@cityandguilds.com](mailto:Paul.Brown@cityandguilds.com)



**Bob Hassall**  
TQA - BSE - EAL  
M: 07718 366242  
[Bob.hassall@eal.org.uk](mailto:Bob.hassall@eal.org.uk)



**Rob Mallender**  
Technical Advisor- BSE  
M: 07789 926163  
[Robert.Mallender@cityandguilds.com](mailto:Robert.Mallender@cityandguilds.com)



**Alison Whittle**  
Technical Advisor- Post 16  
M: 07808330385  
[Alison.Whittle@cityandguilds.com](mailto:Alison.Whittle@cityandguilds.com)

## During the webinar



Please post any question in the question section, throughout the webinar and we will endeavour to answer them at the end



All attendees will be in listen only mode



Webinar resources and a CPD certificate will be sent out to all attendees following the webinar.

# Agenda

- High level overview of the TQ of the T Level over two years
- High level overview of sequence of delivery over two years
- One and two year Curriculum Planner
- Examples of possible mapping and curriculum plan
- Example of what a weeks delivery could look like
- Q&A by subject expert



- Examples of a possible delivery planner
- Discussion on possible mapping from core and occupational specialism
- Teaching weeks and exam dates



- Individual centre timetabling
- Every occupational specialism
- Delivery and curriculum planning outside of the Technical Qualification E.G additional English and Maths
- Entry requirements
- Progression routes


\*\* If you missed our previous T Level Familiarisation webinars, you can find the recordings and slide deck on our T Level events page [here](#).

# T Level Technical Qualifications

On-site construction	
<b>8711 - 30</b>	<b>Core</b>
8711 - 35	Bricklaying
8711 - 36	Carpentry and joinery
8711 - 37	Painting and decorating
8711 - 38	Plastering

Registration information-  
Core first before OS

Building Services Engineering	
<b>8710 - 30</b>	<b>Core</b>
8710 - 32	Electrical and electronic equipment engineering
8710 - 33	Electrotechnical engineering
8710 - 34	Gas engineering
8710 - 35	Plumbing and heating engineering
8710 - 36	Heating engineering and ventilation
8710 - 37	Protection systems engineering
8710 - 38	Air conditioning and Refrigeration engineering
8710 - 32	Electrical and electronic equipment engineering



# Guided Learning Hours

Onsite Construction and Building Service Engineering								
Onsite Construction Carpentry & Joinery			BSE Electrotechnical Engineering			BSE Plumbing & Heating		
Core (GLH)	OS (GLH)	IP (Hours)	Core (GLH)	OS Stand Alone (GLH)	IP (Hours)	Core (GLH)	OS Combination (GLH)	IP (Hours)
400	600	315	520	650	315	520	840	315
1315+EEP			1485+EEP			1675+EEP		

# Core Learning Outcomes

On-Site Construction Core	Building Services Engineering Core
1. Health and safety	1. Health and safety
2. Science	2. Science
3. Design	3. Design
4. Construction & the built environment industry	4. Construction and the built environment industry
5. Sustainability	5. Sustainability
6. Measurement	6 Measurement
7. Building technology	7. Building technology
8. Information and data	8. Information and data
9. Relationship management	9. Relationship management
10. Digital technology	10. Digital technology
11. Commercial/business	11 Commercial/business
	12. Building Services Engineering (BSE) systems
	13. Maintenance principles
	14. Tools, equipment and materials

# Key Date Schedule- 2023

Summer 2023 assessment series/results	
Onsite Construction Occupational Specialisms	6 February 2023 – 19 May 2023
8711-033 Onsite Construction Employer Set Project (ESP)	3 April 2023 – 12 May 2023
8711-031 Onsite Construction Paper 1	13 June 2023* 09:30 – 11:30
8711-032 Onsite Construction Paper 2	20 June 2023* 09:30 – 11:30
Restricted release of TQ component results data to centres	16 August 2023
Release of results from centres to students	17 August 2023
Deadline for 'review of marking/moderation' requests	21 September 2023
Deadline for appeals submissions	30 calendar days from outcome of review of marking/markings

**\*Provisional until after General Qualifications (GQs) exam dates confirmed**



# Mapping and example delivery model- Onsite

Start your career in Onsite Construction  
with a T Level

# Overview of the Technical Qualification

To achieve the T Level Technical Qualification in Onsite Construction you'll need to complete the two components of the TQ. These are known as the core component and the occupational specialism. You'll have the choice of studying one standalone occupational specialism alongside the core component:

## Core

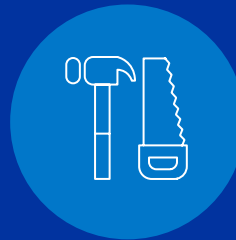
(Assessed by two externally set and marked exams and an employer set project)



Onsite Construction

## Group B Combination Occupational Specialisms:


(Assessed by an externally set and moderated practical synoptic assignment)




Carpentry & joinery



Plastering



Painting & decorating



Bricklaying

# Core and OS Mapping (C&J)

	Construction Core	OS C&J Knowledge Criteria
Year 1	1. Health and safety	Health and Safety 1.1-1.3
	2. Science	
	3. Design	
	4. Construction & the built environment industry	
	5. Sustainability	Wood Science 1.9-1.13
	6. Measurement	Maths 1.16
	7. Building technology	
	8. Information and data	
	9. Relationship management	
	10. Digital technology	
	11. Commercial/business	
Year 1 & 2		Tools and Equipment 1.4-1.8
		Fixings and Ironmongery 1.14-1.15
		Prepare for the production of complex timber-based products and structures components 1.17
		Produce complex timber-based components 1.18-1.19
		Assemble complex timber - based products and components 1.20-1.23
		Install complex timber-based products into complex structures 1.24-1.27
		Prepare for the production of complex timber-based building products and structures 2.1-2.11
		Produce complex timber-based components 3.1-3.10
		Assemble complex timber-based components 4.1-4.7
		Install complex timber-based products into complex structures 5.1-5.10

# Key for Deliver/Curriculum Planners (On-Site Carpentry and Joinery)

Induction
Core Component - 300 (400 GLH)
External Theory Exams x2 (2 hours each)
Employer Set Project (17 Hours)
Revision/Recap/Prep (Formative Assessments)-Core Component
Occupational Specialism- Carpentry & Joinery-306 (600 GLH)
Synoptic Practical Assessment-( 27 hours ) One Series Annually
Preparation for Practical Synoptic (Formative Assessments)
Industry Placement (315 Hours/45 Days)

# Expanded Version of Year 1 Term 1 Carpentry & Joinery

Adaptable delivery plan for T Level Onsite Carpentry & Joinery  
Curriculum Plan

Level 3 QAN 603/6917/6 TQ GLH 1000 YEAR 1 OF 2



Term 1 Autumn/Winter	Week 1	Week 2	Week 3	Week 4	Week 5	Week 6	Week 7	Week 8	Week 9	Week 10	Week 11	Week 12	Week 13	Week 14
<a href="#">T Level Technical Qualification key dates are located here</a>														
Induction														
Core Component - 300 (400 GLH)														
External Theory Exams x2 (2 hours each)														
Employer Set Project (17 Hours)														
Revision/Recap/Prep (Formative Assessments)-Core Component														
Occupational Specialism- Carpentry & Joinery-306 (600 GLH)														
Synoptic Practical Assessment-( 27 hours ) One Series Annually														
Preparation for Practical Synoptic (Formative Assessments)														
Industry Placement (315 Hours/45 Days)														

# Expanded Version of Year 1 Term 3 Carpentry & Joinery

Term 3 Spring/Summer	Week 27	Week 28	Week 29	Week 30	Week 31	Week 32	Week 33	Week 34	Week 35	Week 36	Week 37	Week 38	Week 39	August
<a href="#">T Level Technical Qualification key dates are located here</a>														
Core Component- 300 (400 GLH)	ESP	ESP												
External Theory Exams x2														
Employer Set Project														
Revision/Recap/Prep (Formative Assessments)- Core Component	Revision for exam	Revision for exam	Revision for exam											
Occupational Specialism- Carpentry & Joinery- 306 (600 GLH)														
Synoptic Practical Assessment- One Series Annually														
Preparation for Practical Synoptic (Formative Assessments)														
Industry Placement (315 Hours/45 Days)														

Results Year 1

# Expanded Version of Year 2 Term 1 Carpentry & Joinery

Adaptable delivery plan for T Level Onsite Carpentry & Joinery  
Curriculum Plan

Level 3 QAN 603/6917/6 TQ GLH 1000 YEAR 2 OF 2



Term 1 Autumn/Winter	Week 1	Week 2	Week 3	Week 4	Week 5	Week 6	Week 7	Week 8	Week 9	Week 10	Week 11	Week 12	Week 13	Week 14
<a href="#">T Level Technical Qualification key dates are located here</a>														
Core Component (400 GLH)														
External Theory Exams x2 (2 hours each)									Retake	Retake	Retake	Retake		
Employer Set Project (17 Hours)					Retake	Retake	Retake	Retake						
Revision/Recap/Prep- Core Component			Revision for ESP	Revision for ESP	Revision for ESP	Revision for exams	Revision for exams	Revision for exams						
Occupational Specialism- Carpentry & Joinery (600 GLH)														
Synoptic Practical Assessment- One Series Annually														
Preparation for Practical Synoptic														
Industry Placement (315 Hours/45 Days)														

# Expanded Version of Year 2 Term 3 Carpentry & Joinery

Term 3 Spring/Summer	Week 27	Week 28	Week 29	Week 30	Week 31	Week 32	Week 33	Week 34	Week 35	Week 36	Week 37	Week 38	Week 39	August
<a href="#">T Level Technical Qualification key dates are located here</a>														
<b>Core Component (400 GLH)</b>														<b>Results</b>
<b>External Theory Exams x2 (2 hours each)</b>														
<b>Employer Set Project (17 Hours)</b>														
<b>Revision/Recap/Prep- Core Component</b>														
<b>Occupational Specialism- Carpentry &amp; Joinery (600 GLH)</b>														
<b>Synoptic Practical Assessment- One Series Annually</b>														
<b>Preparation for Practical Synoptic</b>														
<b>Industry Placement (315 Hours/45 Days)</b>														

# Mapping and example delivery model- BSE


Start your career in Building Services Engineering with a T Level

# Overview of the Technical Qualification

To achieve the T Level Technical Qualification in Building Services Engineering (BSE) for Construction you'll need to complete the two components of the TQ. These are known as the core component and the occupational specialism. You'll have the choice of studying one standalone occupational specialism or a combination of specialisms as listed below:

## Core


(Assessed by two externally set and marked exams and an employer set project)



Building Services Engineering

## Group A Standalone Occupational Specialisms:

Occupational Specialism, either grouped (bottom set) or single (top set) (Which is assessed by a practical assignment for each Occupational Specialism)



Electrotechnical engineering



Electrical and Electronic equipment engineering




Protection system engineering



Gas engineering

## Group B Combination Occupational Specialisms:



Plumbing engineering



Heating engineering




Heating engineering



Ventilation



Refrigeration engineering



Air condition engineering

# Core and OS Mapping (Plumbing & Heating)

	Construction Core	OS Plumbing Knowledge Criteria	OS- Heating- Knowledge Criteria
Year 1	1. Health and safety	Health and Safety 1.1-1.3	Health and Safety 1.1-1.3 Regulation, legislation and industry guidance 1.18
	2. Science		
	3. Design		
	4. Construction and the built environment industry		
	5. Sustainability		
	6 Measurement	Measurement 1.22	
	7. Building technology		
	8. Information and data	Information and Data 1.20-1.21	
	9. Relationship management		
	10. Digital technology		
	11 Commercial/business		
	12. Building Services Engineering (BSE) systems	Plumbing Systems 1.5-1.12	Heating Systems 1.4-1.9
	13. Maintenance principles		
	14. Tools, equipment and materials	Tools, equipment and materials 1.3-1.4	Tools, equipment and materials 1.2-1.3
Year 1 & 2		Plumbing Science 1.13-1.17	Heating engineering science 1.10-1.13
		Pipework Technology 1.18-1.19	Pipework Technology 1.14-1.17
		System Installation 1.23-1.25	System Installation 1.19-1.20
		System Commissioning 1.26-1.30	System Commissioning 1.21-1.23
		System Maintenance 1.31-1.34	System Maintenance 1.24-1.26
		System Decommissioning 1.35-1.39	System Decommissioning 1.27-1.28

# Expanded Version of Year 1 Term 1 Plumbing & Heating

Adaptable delivery plan for T Level Plumbing Engineering & Heating Engineering Level 3 QAN 603/6911/5 TQ GLH 1360 YEAR 1 OF 2

## Curriculum Plan

Term 1 Autumn/Winter	Week 1	Week 2	Week 3	Week 4	Week 5	Week 6	Week 7	Week 8	Week 9	Week 10
<a href="#">T Level Technical Qualification key dates are located here</a>										
<b>Induction</b>										
<b>Core (Component 350) (540 GLH)</b>										
<b>External Theory Exams x2 (Exam 1-Component 031; Exam 2-Component 032) (2.5 hours each)</b>										
<b>Employer Set Project (Component 033) (17 Hours)</b>										
<b>Revision/Recap/Prep (Formative Assessments) - Core Component</b>										
<b>Occupational Specialism- Plumbing Engineering (Component 356) (See total below)</b>										
<b>Occupational Specialism- Heating Engineering (Component 355) (840 GLH - combined)</b>										
<b>Synoptic Practical Assessment-Plumbing Engineering (Component 356) (21 hours) One Series Annually</b>										
<b>Synoptic Practical Assessment-Heating Engineering (Component 355) (20 hours) One Series Annually</b>										
<b>Preparation for Both Practical Synoptics (Formative Assessments)</b>										
<b>Industry Placement (minimum of 315 Hours/45 Days)</b>										

# Expanded Version of Year 1 Term 3 Plumbing & Heating

Term 3 Spring/Summer	Week 27	Week 28	Week 29	Week 30	Week 31	Week 32	Week 33	Week 34	Week 35	Week 36
<a href="#">T Level Technical Qualification key dates are located here</a>										
Core Component- 300 (400 GLH)										
External Theory Exams x2										
Employer Set Project										
Revision/Recap/Prep (Formative Assessments)- Core Component	Revision for exam	Revision for exam	Revision for exam							
Occupational Specialism- Plumbing Engineering (Component 356) (See total below)										
Occupational Specialism- Heating Engineering (Component 355) (840 GLH - combined)										
Synoptic Practical Assessment-Plumbing Engineering (Component 356) (21 hours) One Series Annually										
Synoptic Practical Assessment-Heating Engineering (Component 355) (20 hours) One Series Annually										
Preparation for Both Practical Synoptics (Formative Assessments)										
Industry Placement (315 Hours/45 Days)										

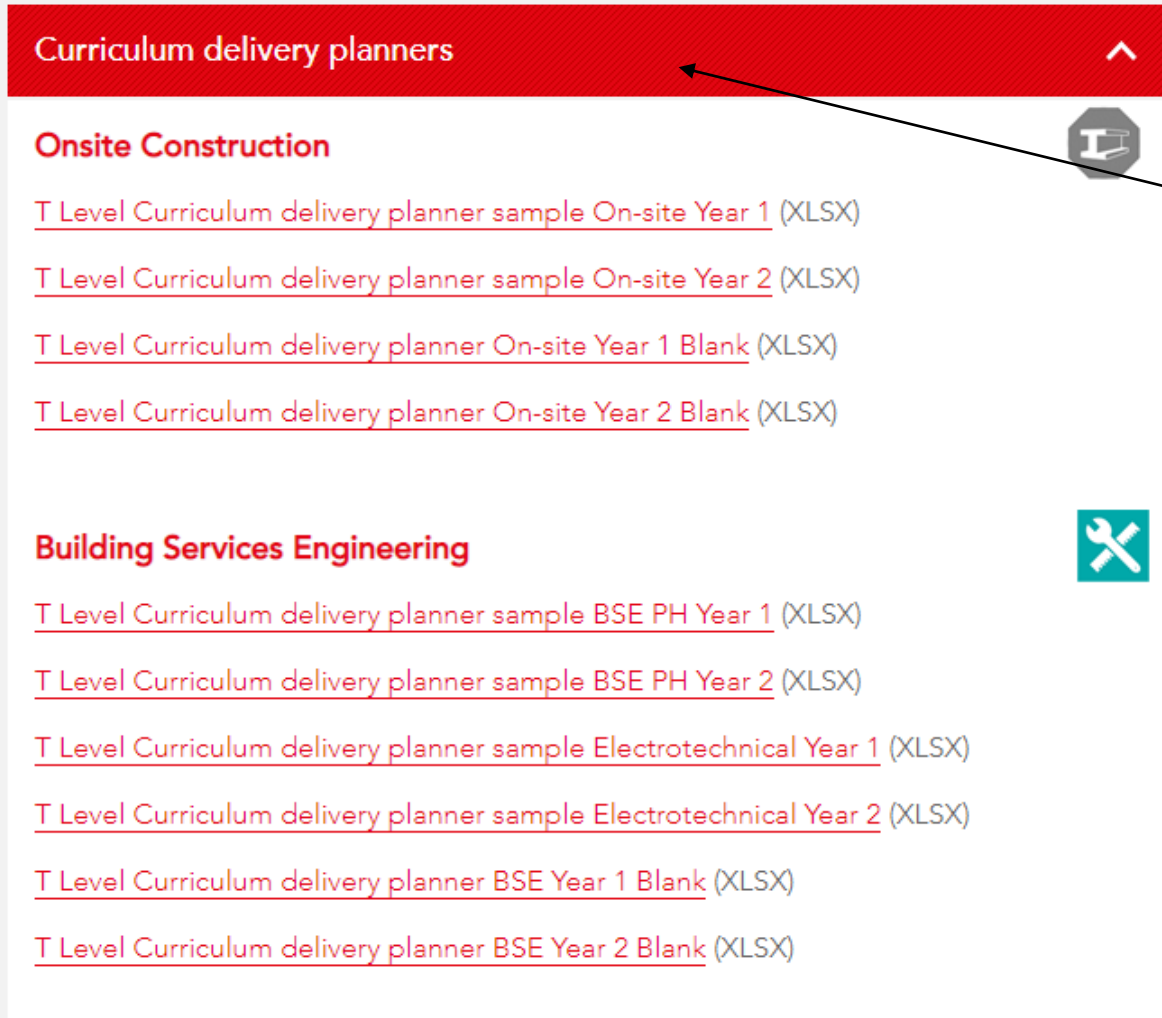


# Expanded Version of Year 2 Term 3 Plumbing & Heating

Term 3 Spring/Summer	Week 27	Week 28	Week 29	Week 30	Week 31	Week 32	Week 33	Week 34	Week 35	Week 36	Week 37
<a href="#">T Level Technical Qualification key dates are located here</a>											
Core (Component 350) (540 GLH)											
External Theory Exams x2 (Exam 1-Component 031; Exam 2-Component 032) (2.5 hours each)											
Employer Set Project (Component 033) (17 Hours)											
Revision/Recap/Prep (Formative Assessments)- Core Component											
Occupational Specialism- Plumbing Engineering (Component 356) (See total below)											
Occupational Specialism- Heating Engineering (Component 355) (840 GLH - combined)											
Synoptic Practical Assessment-Plumbing Engineering (Component 356) (21 hours) One Series Annually											
Synoptic Practical Assessment-Heating Engineering (Component 355) (20 hours) One Series Annually											
Preparation for Both Practical Synoptics (Formative Assessments)											
Industry Placement (315 Hours/45 Days)											

# Where are the delivery planners located

<https://www.cityandguilds.com/tlevels/resources>



The screenshot shows a webpage with a red header bar containing the text "Curriculum delivery planners" and an upward-pointing arrow. Below the header, there are two main sections. The first section is titled "Onsite Construction" and features a grey icon of a building. It contains four links: "T Level Curriculum delivery planner sample On-site Year 1 (XLSX)", "T Level Curriculum delivery planner sample On-site Year 2 (XLSX)", "T Level Curriculum delivery planner On-site Year 1 Blank (XLSX)", and "T Level Curriculum delivery planner On-site Year 2 Blank (XLSX)". The second section is titled "Building Services Engineering" and features a teal icon of crossed tools. It contains six links: "T Level Curriculum delivery planner sample BSE PH Year 1 (XLSX)", "T Level Curriculum delivery planner sample BSE PH Year 2 (XLSX)", "T Level Curriculum delivery planner sample Electrotechnical Year 1 (XLSX)", "T Level Curriculum delivery planner sample Electrotechnical Year 2 (XLSX)", "T Level Curriculum delivery planner BSE Year 1 Blank (XLSX)", and "T Level Curriculum delivery planner BSE Year 2 Blank (XLSX)".

On the link above click the accordion Curriculum delivery planners

# Example timetable

This timetable is a guide based on an average T Level delivered programme. Adaptions and alterations may be required to accommodate combined OS delivery contained within the BSE T Level.

PROGRAMME	BSE/Onsite Construction T Level Year 1									
	9	10	11	12	1	2	3	4	5	
Monday	<b>Industry Placement Opportunity</b> (This can be substituted for any day of the week as required)									8 Hours
Tuesday	*Core		*Core		Lunch	*Core		*Core/OS		6 Hours
Wednesday	*Core		*Core		Lunch	OS		OS		6 Hours
Thursday	Pastoral Support		Pastoral Support		Lunch	*Core		*Core		6 Hours (3 Hours T Level)
Friday	Self-Study Time		*Core		Lunch	OS		OS		6.5 Hours (5 Hours T Level)
										20 Hours (Core/OS)

\*Each Core session could cover a different underpinning knowledge outcome from the core component, as opposed to the same knowledge outcome delivered across the week.

# Assessment Methods

# Assessment methods for the core

## Construction On-Site

### Technical Qualification Scheme of Assessment overview

**Core Component – Learners must complete all assessment components**

Assessment component	Method	Duration	Marks	Weighting	Marking	Grading
Exam paper 1	Externally set exam	2 hours	90	35%	Externally marked	This component will be awarded on the grade scale A* - E
Exam paper 2	Externally set exam	2 hours	90	35%	Externally marked	
Employer set project	Externally set project	17 hours	100	30%	Externally marked	

## BSE

**Core Component – Learners must complete all assessment components**

Assessment component	Method	Duration	Marks	Weighting	Marking	Grading
Exam paper 1	Externally set exam	2.5 hours	110	35%	Externally marked	This component will be awarded on the grade scale A* - E
Exam paper 2	Externally set exam	2.5 hours	110	35%	Externally marked	
Employer-set project	Externally set project	17 hours	100	30%	Externally marked	

# Assessment methods for the specialism

## Construction On-Site

### Occupational Specialism Component - Learners must complete one assessment component

Assessment component (number)	Method	Duration	Marks	Weighting	Marking	Grading
Bricklaying (305)	Externally set assignment	24 hours	90	100%	Externally moderated	All occupational specialism components will be awarded on the grade scale P, M, D
Carpentry and Joinery (306)	Externally set assignment	27 hours	90	100%	Externally moderated	
Painting and Decorating (307)	Externally set assignment	27 hours	90	100%	Externally moderated	
Plastering (308)	Externally set assignment	26 hours	90	100%	Externally moderated	

# Assessment methods for the specialism

## BSE standalone specialism

**Occupational Specialism Component - Learners must complete one assessment component from the below**


Assessment component (number)	Method	Duration	Marks	Weighting	Marking	Grading
Electrotechnical engineering (353)	Externally set assignment	24 hours	90	100%	Externally moderated	All occupational specialism components will be awarded on the grade scale P, M, D
Electrical and electronic equipment (352)	Externally set assignment	16 hours	90	100%	Externally moderated	
Protection systems engineering (357)	Externally set assignment	15 hours	90	100%	Externally moderated	
Gas engineering (354)	Externally set assignment	24 hours	90	100%	Externally moderated	

# Assessment methods for the specialism

## BSE paired specialism (2 x synoptic assignments)

Occupational Specialism Component* – Learners must complete both assessment components from one of the combinations below						
Assessment component	Method	Duration	Marks	Weighting	Marking	Grading
<b>Plumbing and Heating engineering</b>						
Plumbing engineering (356)	Externally set assignment	21 hours	90	100%	Externally moderated	All occupational specialism components will be awarded on the grade scale P, M, D
Heating engineering (355)	Externally set assignment	20 hours	90	100%	Externally moderated	
<b>Heating engineering and Ventilation</b>						
Ventilation (359)	Externally set assignment	20 hours	90	100%	Externally moderated	All occupational specialism components will be awarded on the grade scale P, M, D
Heating engineering (355)	Externally set assignment	20 hours	90	100%	Externally moderated	

T-LEVELS

 Institute for Apprenticeships  
& Technical Education

Support

 City &  
Guilds

 eal

# Don't miss out...

## Sign up for T Level information

To ensure you receive all the latest information and updates regarding the Construction On-Site and BSE T Levels including our events, networks and webinars sign up via the link below adding your details into the relevant areas on the webpage.

<https://www.cityandguilds.com/tlevels/construction-bse>

Sign up here to receive emails with the latest T Levels information

### Contact details

First Name \*

Last Name \*

Job Role \*

Email \*

Telephone Number \*

Next

# Paid for resources: supporting delivery with Hodder Education

## Hodder Education Resources

Publishing details for the two books are as follows:

Building Services Engineering for Construction T Level: Core (9781398332874, Spring 2022, 416 pp, £34)

On-site Construction T Level: Core (9781398332904, Spring 2022, 320 pp, £34)

Mapping grids: Current Hodder trade textbooks to Occupational Specialisms. Accessed here.

[Hodder T Level webpage](#)



**City & Guilds**  
A City & Guilds Group Business

SEARCH EVERYTHING FIND COURSE / QUALIFICATION FIND CENTRE

Search the site:  **SEARCH**

COVID-19 OUR OFFER QUALIFICATIONS APPRENTICESHIPS TECHNICALS **T LEVELS** QUALIFICATION DELIVERY INTERNATIONAL EVENTS HELP

EMPLOYERS PROVIDERS LEARNERS RESOURCES EVENTS AND WEBINARS FAQs

# T Levels

[Home](#) > T Levels

## The next level qualifications - T Levels

We are delighted to announce that the Institute for Apprenticeships and Technical Education (IfATE) and the Department for Education (DfE) has awarded City & Guilds to be the delivery partner for new T Level technical qualifications (TQs) in Engineering and Manufacturing, and Management and Administration, from September 2022.

In collaboration with the specialist engineering awarding organisation, [Excellence Achievement and Learning \(EAL\)](#), we will develop and deliver three Engineering and Manufacturing T Level TQs. This follows on from last year's successful partnership to start delivering Construction qualifications in Wales, and the T Level in Construction: Building Construction from September 2021.

## Support and Guidance

Ready to Support eligible providers and stakeholder engagement

- Delivery Resources
- Updated webpage for T Levels
- Timeline
- Planning and delivery resources
- Provider focus groups
- Employer Industry Boards
- e-bulletins
- Draft specification
- Dedicated Technical Advisors

<https://www.cityandguilds.com/tlevels/providers>

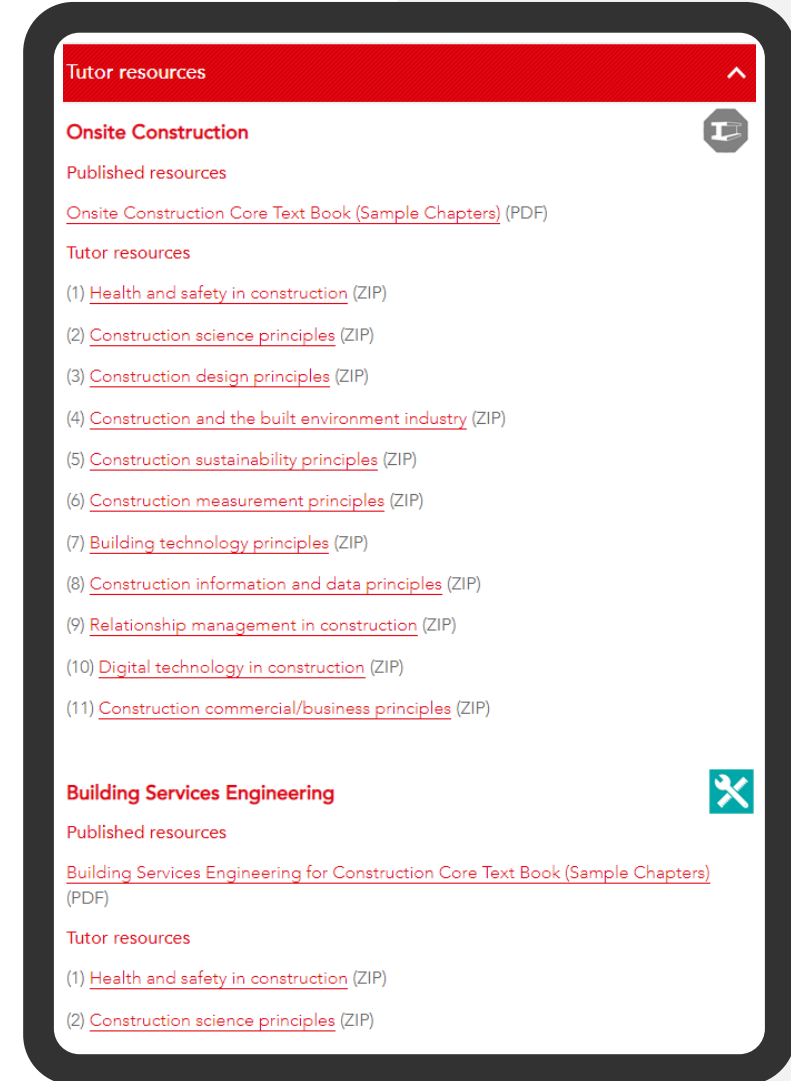
# Free Tutor Resources

## Content

- Schemes of Work
- Lesson Plans
- PowerPoints
- Learner Activities and Worksheets
- MCQ Assessment

## Location link-

<https://www.cityandguilds.com/tlevels/resources>

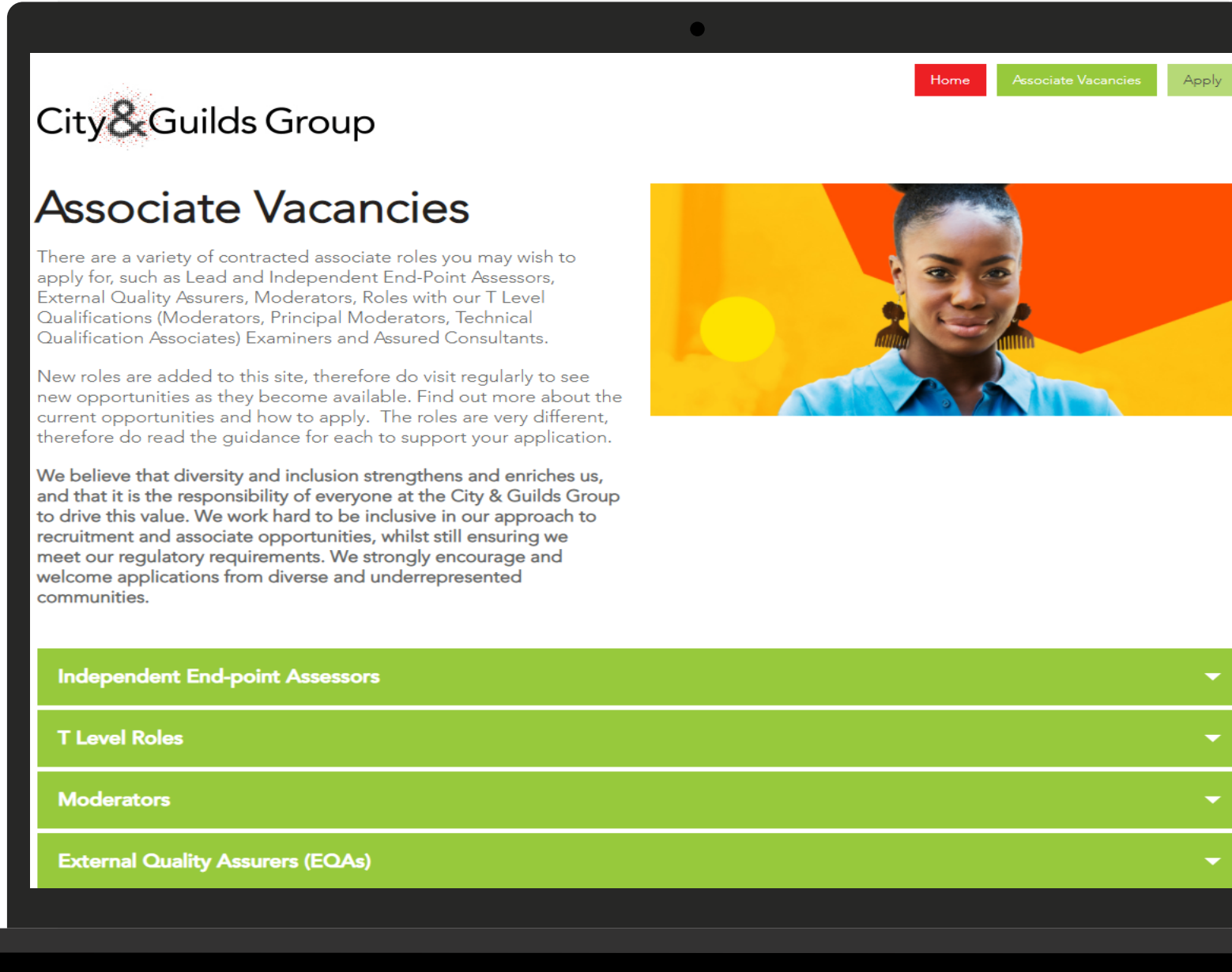


# Associate Vacancies

We have a variety of contracted associate vacancies currently advertised that may be of interest to you, such as:

- TQAs (Technical Qualification Associates)
- Moderators/ Principal Moderators
- Examiners and Assured consultants
- IEPAs (Independent End Point Assessors)

For more information please visit our associate vacancies webpage - [Associate Vacancies | City & Guilds Group Careers \(cityandguildsgroup.com\)](https://www.cityandguildsgroup.com/careers/associate-vacancies)



The screenshot shows the City & Guilds Group website's 'Associate Vacancies' page. At the top, there is a navigation bar with 'Home', 'Associate Vacancies', and 'Apply' buttons. The main heading is 'City & Guilds Group Associate Vacancies'. Below this, a paragraph describes the variety of roles available, including Lead and Independent End-Point Assessors, External Quality Assurers, Moderators, and T Level Qualifications. A photograph of a smiling woman is featured on the right side. Another paragraph encourages regular visits for new opportunities and provides guidance on how to apply. A third paragraph discusses the company's commitment to diversity and inclusion. At the bottom, there is a list of job categories with dropdown arrows: Independent End-point Assessors, T Level Roles, Moderators, and External Quality Assurers (EQAs).

City & Guilds Group

## Associate Vacancies

There are a variety of contracted associate roles you may wish to apply for, such as Lead and Independent End-Point Assessors, External Quality Assurers, Moderators, Roles with our T Level Qualifications (Moderators, Principal Moderators, Technical Qualification Associates) Examiners and Assured Consultants.

New roles are added to this site, therefore do visit regularly to see new opportunities as they become available. Find out more about the current opportunities and how to apply. The roles are very different, therefore do read the guidance for each to support your application.

We believe that diversity and inclusion strengthens and enriches us, and that it is the responsibility of everyone at the City & Guilds Group to drive this value. We work hard to be inclusive in our approach to recruitment and associate opportunities, whilst still ensuring we meet our regulatory requirements. We strongly encourage and welcome applications from diverse and underrepresented communities.

- Independent End-point Assessors
- T Level Roles
- Moderators
- External Quality Assurers (EQAs)

# Thank you

## Q&A

## Survey link

<https://forms.office.com/r/qkzfv6pML0>



# T-LEVELS

Thank you

January 2022

Let us know your feedback-

<https://forms.office.com/r/crvZbcvthD>



## About City & Guilds

For almost 150 years we have been developing the knowledge, skills, and behaviours needed to help businesses thrive, we offer a broad and imaginative range of products and services that help people achieve their potential through work-based learning. We believe in a world where people and organisations have the confidence and capabilities to prosper, today and in the future. So we work with likeminded partners to develop the skills that industries demand across the world.

## About EAL

EAL is the specialist awarding organisation for engineering and manufacturing [qualifications](#) [and apprenticeships](#). We invest in the industries we serve and the careers of those within them. Our unrivalled understanding of employer skills needs stems from decades of experience forging industry partnerships. That's why employers trust our skills solutions to deliver real career benefits for learners.

**T-LEVELS**