




T Levels

T-LEVELS



Paul Brown
C&G Technical Advisor Construction
Rob Mallender
C&G Technical Advisor BSE
Bob Hassall
EAL TQA



The Structure of T Levels

T Level qualification

- Approximately 1,800 hours over two years
- Learners will need to achieve all elements to receive their T Level certificate.
- Subject content is set by T Level employer panels, developed by Awarding Organisations (AOs), and approved by the Institute for Apprenticeships & Technical Education (“the Institute”). The Institute then oversees the delivery of the qualifications to providers by AOs.

Technical Qualification (TQ)

Between 900-1400 hours / Undertaken in a college / school-based setting

Core Component

- Knowledge and understanding of the concepts, theories and principles relevant to the T Level and the broader route.
- Core skills relevant to the T Level.
- *Assessed through an external examination, and a substantial employer set project (ESP) undertaken in the classroom setting and set by Awarding Organisation (AO) employer panels.*

Occupational Specialism(s)

- Knowledge, skills and behaviours required to achieve threshold competence in an occupational specialism.
- Maths, English and digital skills are included where necessary to achieve threshold competence.
- Students must complete at least one occupational specialism.
- *Assessed synoptically through rigorous practical assignments.*

T Level Industry Placement

- Undertaken in an employer setting.
- Minimum of 45 days, *between 315-420 hours.*
- Students develop technical skills and apply their knowledge in a workplace environment.
- Provider should pay / contribute to travel and subsistence costs, if not covered by the employer.
- Employers are not expected to pay students

Other Requirements

- T Level panels may set occupation-specific requirements, if they are essential for skilled employment, e.g. a licence to practice qualification or professional qualification.

Employability, Enrichment & Pastoral Requirements


How do T Levels compare?



A Levels

Subject-based qualifications

two years
at local college or school



T Levels

2-year technical programmes at
Local colleges, schools, training providers
80% classroom based
20% in a placement

Includes **Industry Placements** to build attitudes and behaviours and to develop practical skills



Apprenticeship Level 2/3

at least 12 months
work-based training

80% on the job
20% off the job



Followed by possible progression to:



Higher Education



Skilled Employment



Progression onto an
Apprenticeship



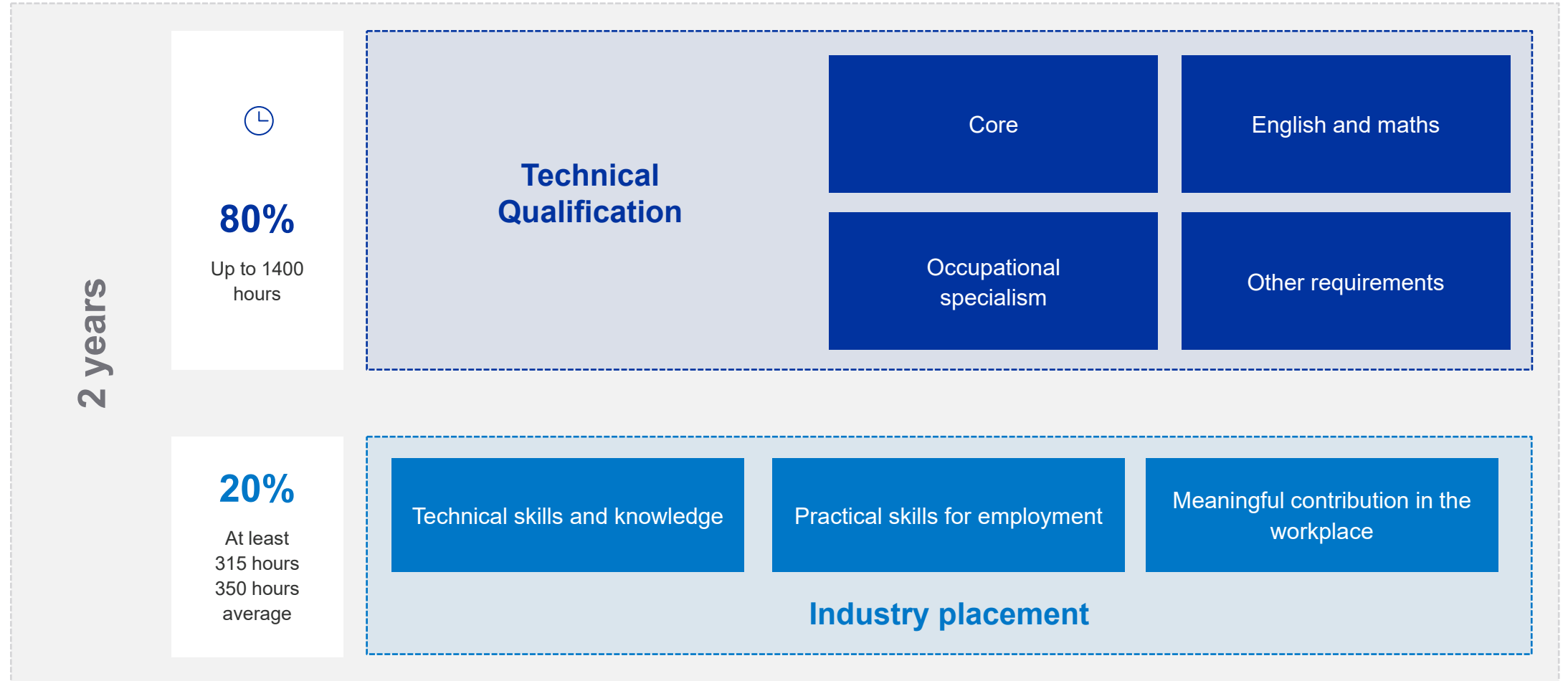
Higher / Degree
Apprenticeship



How is a T Level different from an Apprenticeship?

- T Levels and Apprenticeships are based on the same employer designed standards but will suit different learning styles.
- Apprenticeships are paid work, suitable for learners who know what occupation they want to pursue and wish to train 'on the job'.
- T Levels are largely classroom based, with a substantive industry placement
- T Levels offer a broader course content, and students will specialise later in their programme. The content of Apprenticeships is narrower and focussed on a specific occupation from the outset.
- T Level is the new 'gold standard' in technical education and the technical course of choice for learners in the future.

The T Level Course



T-LEVELS

Institute for Apprenticeships
& Technical Education

Construction and BSE

City
Guilds

ear

Construction and BSE T Level Team



Paul Brown
Technical Advisor- Construction
M: 07872 463185
Paul.Brown@cityandguilds.com



Bob Hassall
TQA – BSE - EAL
M: 07718 366242
Bob.hassall@eal.org.uk



Rob Mallender
Technical Advisor- BSE
M: 07789 926163
Robert.Mallender@cityandguilds.com



Alison Whittle
Technical Advisor- Post 16
M: 07808330385
Alison.Whittle@cityandguilds.com

Developed by Industry for Industry

				
			 Institute of Carpenters	
				
				


Onsite Construction

Learners must complete:

- The Construction core
Which is assessed by:
- A core exam consisting of x2 externally set question papers
- An employer set project

Plus:

- One occupational specialism
Which is assessed by:
- An internally marked, externally moderated practical synoptic assignment for each occupational specialism



Occupational specialisms:

Onsite Construction Core



Carpentry & Joinery



Plastering



Painting & Decorating



Bricklaying

BSE

Learners must complete:

- BSE core
Which is assessed by:
- A core exam consisting of x2 externally set and marked question papers
- An employer set project

Plus:

- One occupational specialism from Group A or two combined occupational specialisms from group B.

Which are assessed by:

- An internally marked, externally moderated practical synoptic assignment for each occupational specialism

BSE Core


Group A - Standalone Occupational Specialisms:



Protection systems
engineering



Elec & Electronic
equipment engineering



Electro Tech
Engineering

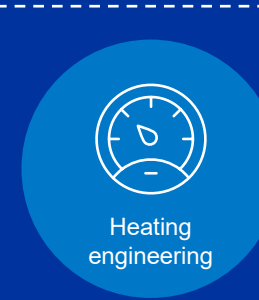


Gas engineering

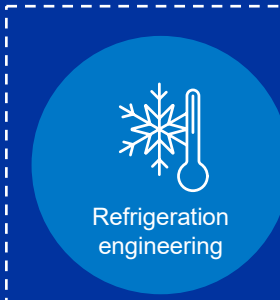
Group B Combination Occupational Specialisms:



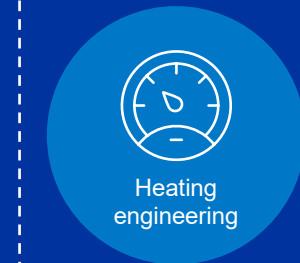
Plumbing



Heating
engineering



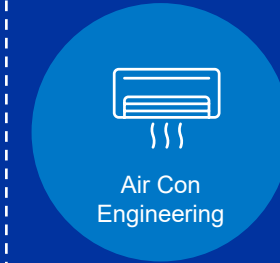
Refrigeration
engineering



Heating
engineering



Ventilation




Air Con
Engineering


T Level Technical Qualifications

On-site construction	
8711 - 30	Core
8711 - 35	Bricklaying
8711 - 36	Carpentry and joinery
8711 - 37	Painting and decorating
8711 - 38	Plastering

Building Services Engineering	
8710 - 30	Core
8710 - 32	Electrical and electronic equipment engineering
8710 - 33	Electrotechnical engineering
8710 - 34	Gas engineering
8710 - 35	Plumbing and heating engineering
8710 - 36	Heating engineering and ventilation
8710 - 37	Protection systems engineering
8710 - 38	Air conditioning and Refrigeration engineering
8710 - 32	Electrical and electronic equipment engineering



T-LEVELS

 Institute for Apprenticeships
& Technical Education

Industry Placement

 City &
Guilds

 eal



Industry Placement

Every T Level includes an industry placement with an employer focused on developing the practical and technical skills required for the occupation. These will last a minimum of 315 hours (approximately 45 days) but can last longer.

Providers will ensure learners have an industry placement and will support employers offering industry placements.

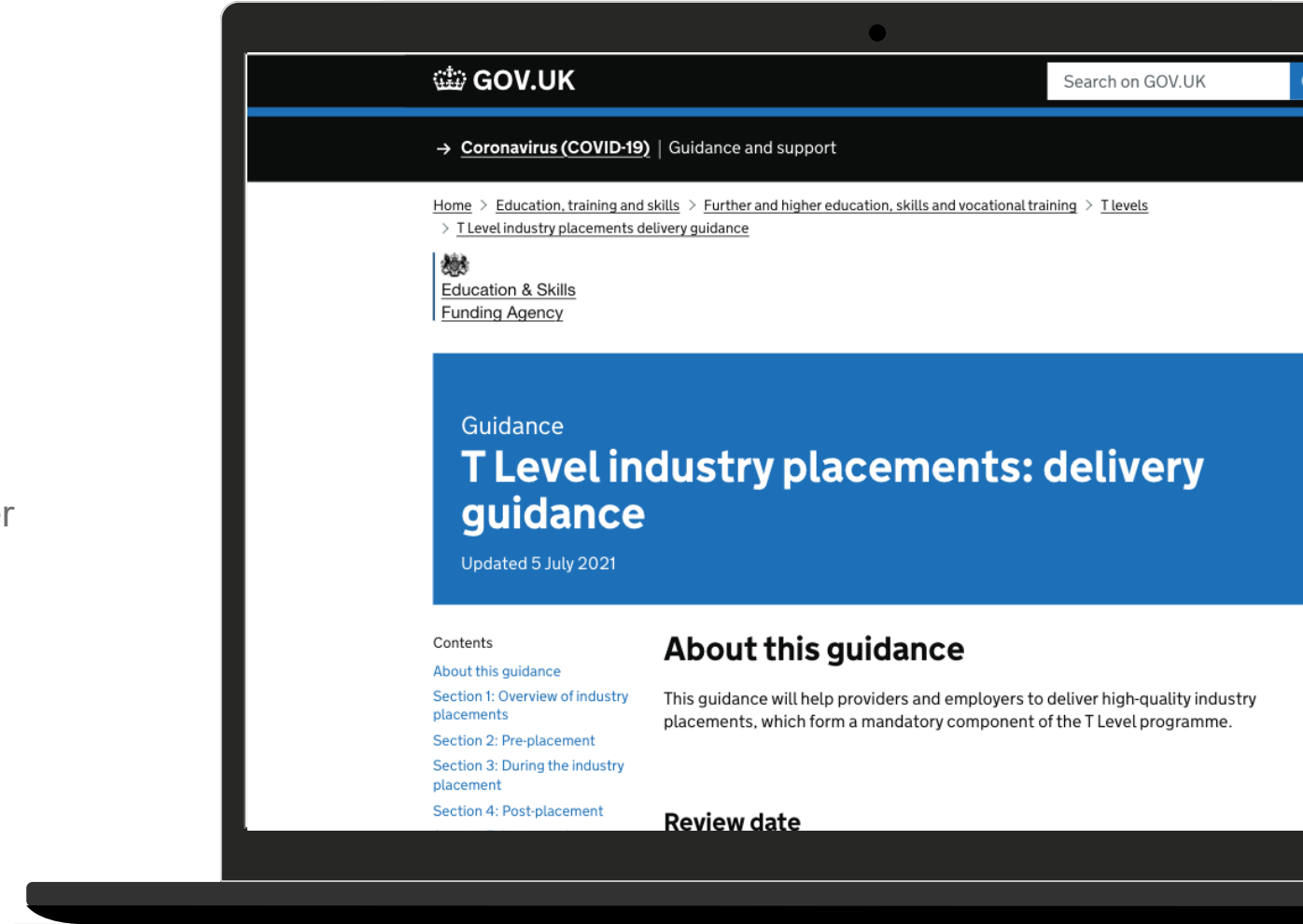
This will include assistance with the necessary paperwork, a careful planning process and support with designing the industry placement.

The Education and Skills Funding Agency (ESFA) and National Apprenticeship Service (part of ESFA) are working with employers and providers on industry placements.

Read the updated Industry placement policy (March 2021)

So, what are industry placements?

- Time spent learning and working within an organisation
- Making a meaningful contribution within that organisation
- Occupationally-specific – developing practical and technical skills in the subject the student is studying
- A requirement for all T Level learners from September 2020 and, for learners on other vocational programmes
- Employers can offer industry placements as a block, day release or a mix of these, and can discuss sharing part of the placement with another employer if necessary.



Take a look at Government guidelines [here](#)



Useful tips for providers to look for within a placement

Does the employer and placement.....

- offer a safe working environment
- incorporate an induction
- offer relevant tasks and projects for students that will help them learn the knowledge and skills
- offer appropriate equipment and resources
- provide a mentor or supervisor which can support the student
- ensure a review procedure is in place (for both the learner and the provider)
- If successful can this placement be used again?

T-LEVELS

 Institute for Apprenticeships
& Technical Education

Support

 City & Guilds

 eal[®]

Paid for resources: supporting delivery with Hodder Education

Hodder Education Resources

Publishing details for the two books are as follows:

Building Services Engineering for Construction T Level: Core (9781398332874, Spring 2022, 416 pp, £34)

On-site Construction T Level: Core (9781398332904, Spring 2022, 320 pp, £34)

Mapping grids: Current Hodder trade textbooks to Occupational Specialisms. Accessed here.

[Hodder T Level webpage](#)




Support and Guidance

Ready to Support eligible providers and stakeholder engagement

- Updated webpage for T Levels
- Timeline
- Provider focus groups
- Employer Industry Boards
- e-bulletins
- Draft specification
- Dedicated Technical Advisors

<https://www.cityandguilds.com/tlevels/providers>



Thank you

Q&A

Survey link

<https://forms.office.com/r/qkzfv6pML0>



T-LEVELS

Thank you



About City & Guilds

For almost 150 years we have been developing the knowledge, skills, and behaviours needed to help businesses thrive, we offer a broad and imaginative range of products and services that help people achieve their potential through work-based learning. We believe in a world where people and organisations have the confidence and capabilities to prosper, today and in the future. So we work with likeminded partners to develop the skills that industries demand across the world.

About ILM

ILM is the leading specialist provider of leadership qualifications in the UK. Last year, over 70,000 people enhanced their skills and performance with ILM, including 14,000 management apprentices. We believe that great leaders can come from anywhere. With the right support, anyone can grow and develop to make a real difference to their team and organisation. Which is why we help individuals from all levels to realise and apply their potential, so that the organisations they work for can reap the benefits.

About EAL

EAL is the specialist awarding organisation for engineering and manufacturing [qualifications and apprenticeships](#). We invest in the industries we serve and the careers of those within them. Our unrivalled understanding of employer skills needs stems from decades of experience forging industry partnerships. That's why employers trust our skills solutions to deliver real career benefits for learners.

T-LEVELS