

T-LEVELS

**T Level Guide to
Higher Education**

City & Guilds

ilm

Contents

What are T Levels?	3
The Structure of T Levels	4
Who are T Levels aimed at?	5
Occupational Maps	10
Working with Universities	11
Grading and certification	12
Centre qualification documents and supporting materials	15
Contact us	16



What are T Levels?

T Levels are a new programme of study that provides students with the technical knowledge and practical skills valued by industry, they were introduced by the Government and first launched in September 2020 and can follow immediately after GCSEs as a technical alternative to A Levels. They've been co-created by the industry and employers, so you can gain the knowledge and skills you need to succeed within the chosen industry area.

T Levels are a programme of study that provides students with the technical knowledge and practical skills valued by industry. They were introduced by the Government and first launched in September 2020, and can follow immediately after GCSEs as a technical alternative to A Levels. They've been co-created by the industry and employers, so you can gain the knowledge and skills you need to succeed within the chosen industry area.'



The Structure of T Levels

T Level qualification

- Approximately 1,800 hours over two years
- Students will need to achieve all elements to receive their T Level certificate.
- Subject content is set by T Level employer panels, developed by Awarding Organisations (AOs), and approved by the Institute for Apprenticeships & Technical Education ("IfATE"). IfATE then oversees the delivery of the qualifications to providers by AOs.

Technical Qualification (TQ)

- Between 900-1400 hours / Undertaken in a college- / school-based setting

Core Component (Graded A*-E the same as an A level)

- Knowledge and understanding of the concepts, theories and principles relevant to the T Level and the broader route.
- Core skills relevant to the T Level.
- Assessed through external examinations, and a substantial employer set project (ESP).

Occupational Specialism(s) (Graded Pass, Merit or Distinction)

- Knowledge, skills and behaviours required to achieve threshold competence in an occupational specialism.
- Maths, English and digital skills, problem solving, communication, team work etc.
- Students must complete at least one occupational specialism.
- Assessed synoptically through rigorous practical assignments.

T Level Industry Placement

- Undertaken in an employer setting.
- Minimum of 45 days, between 315-420 hours.

Other Requirements

- T Level panels may set occupation-specific requirements.
- Students must continue to study maths and English if they haven't already achieved Level 2 (GCSE grade 4).

- Employability, Enrichment & Pastoral Requirements

Who are T Levels aimed at?

T Levels follow immediately after GCSEs as a technical alternative to A Levels and are aimed at 16-to-19-year-old students as one of the main choices as an alternative to A levels, apprenticeships and other 16-to-19-year-old courses. T Levels are designed to be delivered full-time over two years. They are specifically aimed at students who want to continue their post-16 technical education to gain knowledge and skills to progress into further or higher education and/or employment.



Technical Qualifications (TQ)



Engineering and Manufacturing

The T Level in Engineering and Manufacturing has been designed to equip students with a high level of knowledge and skills which are valued within the engineering sector.

By completing the first year of the programme students will be armed with a wide range of proficiencies including communication skills, working collaboratively with others and applying a logical approach to various engineering problems. These skills are further developed through knowledge topics such as essential mathematics and science, project management, stock and asset control, quality management and how to work safely.

In year two, students will be able to choose their occupational specialism from the following choices:

- Design and development
- Maintenance, installation and repair
- Manufacturing, processing, and control

These occupational specialisms have been designed so students can gain an understanding of how to apply their acquired knowledge and skills within different occupational industries.

Example of progression routes to higher education may include:

- Higher level technical studies
- Degree level apprenticeships

Degree courses in:

- Electrical and Electronic Engineering
- Mechanical Engineering
- Marine Technology
- Aerospace Technology
- Aircraft Engineering
- Civil Engineering
- Manufacturing Engineering
- Engineering Design
- Mechatronic Engineering.





Management and Administration


The core element of a T Level in Management and Administration will develop a student's knowledge in a range of topics such as project management, research and analysis techniques, approaches to logical problem solving and how to develop effective business communication skills. They'll also learn about the commercial side of business, including organisational structures and cultures, financial management and how to manage and influence stakeholders.

Progression routes may include:

- Higher level technical studies
- Degree level apprenticeships

Example of progression routes to higher education may include:

- International Business Management
- Business Management with Law
- Business Management and Leadership
- Business and Globalisation
- Business and Marketing Management
- Management Studies
- Communication and Business Studies
- Business Management in Practice
- Business with International Business Management
- Business and Public Relations
- Business and Supply Chain Management
- Business Management and Sustainability





Agriculture, Environmental and Animal Care

Agriculture, Land Management and Production Pathway:


The common core element of the T Level TQ in Agriculture, Land Management and Production will develop a student's knowledge in a range of topics such as sustainability, ethics and health and safety. They will develop their understanding of working within the land sector, including professional responsibilities, business management and project management.

Progression routes may include:

- Higher-level technical studies
- Degree-level courses in Agriculture and Horticulture and other related specialisms
- Apprenticeship in the chosen occupational specialism

Examples of progression routes into higher education may include:

- Horticulture BSc (Hons)
- Forestry BSc (Hons)
- Agriculture BSc (Hons)
- Arboriculture and Tree Management FdSc
- Agriculture and Farm Management FdSc





Agriculture, Environmental and Animal Care

Animal Care and Management Pathway:

The common core element of the T Level TQ in Animal Care and Management will develop a student's knowledge in a range of topics such as sustainability, ethics and health and safety.

The core pathway content is designed to provide students with a broad knowledge and understanding of the animal sector.

The occupational specialism equips students with the knowledge and skills necessary to progress onto higher education.

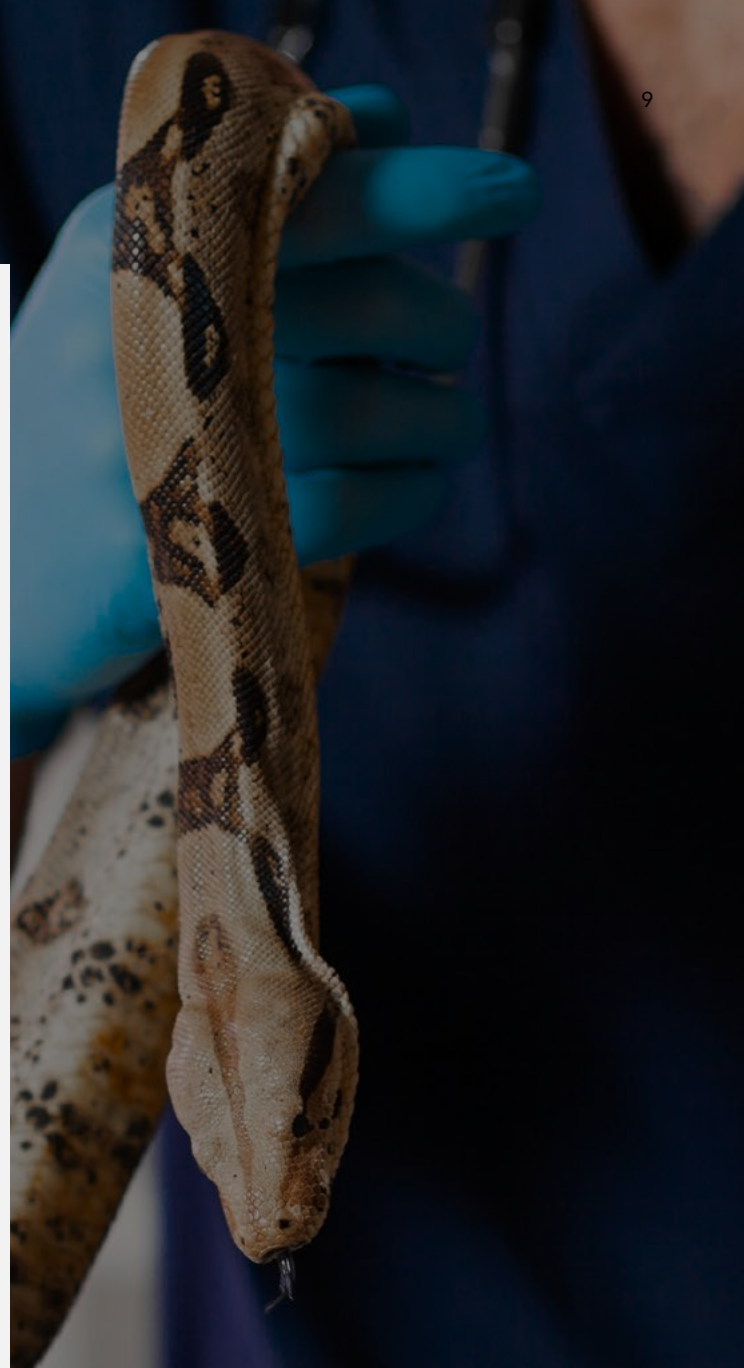
Students will study either the Animal Management core pathway and occupational specialism or the Animal Science core pathway and occupational specialism.

Progression routes for Animal Management and Behaviour may include:

- Higher-level technical studies or Foundation Degrees (FdSc)
- BSc Animal behaviour
- BSc Animal welfare
- BSc Animal conservation
- BSc Animal management
- BSc Zoo management
- BSc Animal nutrition

Progression routes for Animal Management and Science may include:

- Higher-level technical studies or Foundation Degrees (FdSc)
- BSc Zoology
- BSc Veterinary nursing
- BSc Animal science
- BSc Ecology & conservation
- BSc Bio veterinary sciences
- BSc Animal physiotherapy
- BSc Animal nutrition



Occupational Maps

Apprenticeships and T Level qualifications are based on occupations. The occupational maps bring all these together to show where technical education can lead.

The Institute for Apprenticeships and Technical Education (IfATE) took over ownership of the maps in 2017 with a focus on validating with employers that they include all the occupations that can be accessed through 'technical education'. Presently the maps reflect available apprenticeships, but they will influence all technical, vocational and professional programmes at levels 3, 4, 5 and at levels 6 and 7.



Working with Universities

We are working with several universities and have formed three HEI representative groups who review and validate the assessment materials with the purpose of assessing the suitability and rigour for students to progress to higher education.

Progressing into Higher Education Study

To help T Level students get into higher education, UCAS tariff points have been allocated to T Levels. UCAS points are allocated to the overall T Level grade, and to support students that partially achieve their T Level, UCAS tariff points are available for both elements of the TQ:

- Pass for core component and completion of industry placement
- Pass for occupational specialism and completion of industry placement Students must achieve at least an overall pass grade to receive UCAS points

The size and rigour of a T Level programme is comparable to a 3 A level programme. Therefore, T Levels will attract UCAS points in line with those allocated to 3 A levels. This alignment is based on a notional comparison of standards with A levels and other level 3 qualifications.

UCAS tariff points	T Level overall grade	A level
168	Distinction* (A* on the core and distinction in the occupational specialism)	A* A* A*
144	Distinction	AAA
120	Merit	BBB
96	Pass (C or Above on the core)	CCC
72	Pass (D or E on the core)	DDD

Grading and certification

Students who complete their T Level will receive an overall grade of Pass, Merit, Distinction or Distinction*. They will get a nationally recognised certificate which will show their overall grade and a breakdown of what they have achieved.

The T Level certificate will include:

- an overall grade for the T Level, shown as Pass, Merit, Distinction or Distinction*
- a separate grade for the core component, using A* to E
- a separate grade for each occupational specialism, shown as pass, merit or distinction

It will also include confirmation of:

- the level of maths and English achieved
- completion of industry placement
- any additional mandatory requirements met

T Level Grading

A student's overall T Level grade will be worked out from the grades they achieved on the core component and the occupational specialism(s). Reporting both the overall T Level grade and the TQ component grades is seen as useful by higher education providers.

Awarding Organisations will issue a breakdown of the student's results for the TQ. This will typically be in the form of a results slip. The Certificate will be generated by Department for Education.

Students who do not pass all elements of their T Level will get a T Level statement of achievement which will show the elements they have completed.

The Department for Education have acknowledged that some students may have partial achievement. UCAS points have been allocated to reflect this so students who complete the Core and the Industry Placement OR the Occupational Specialism and the Industry Placement will still have UCAS points allocated. This will be dependent on the weighting of the Core and

Occupational specialism. The UCAS tariff points for partial achievement will be shown on the UCAS calculator.

Each T Level will have a look up table as shown here to show how the final overall T level grade has been awarded: There will always be the same instances of six Pass grades, six Merit grades five Distinction grades and one Distinction * grade.

T Level grading look-up tables

The following look up tables show how the grades are allocated across each of the Core components and Occupational Specialisms.

This is based on the proportions of Guided Learning Hours (GLH) for the Core and Occupational Specialisms.

Building Services Engineering for Construction/ Onsite Construction.

Uses the Core 40% / OS 60% Look up table.

		Occupational Specialism Grade		
		Distinction	Merit	Pass
Core	A*	Distinction*	Distinction	Distinction
	A	Distinction	Distinction	Merit
	B	Distinction	Merit	Merit
	C	Distinction	Merit	Pass
	D	Merit	Merit	Pass
	E	Merit	Pass	Pass

Engineering and Manufacturing / Management and Administration.

Uses the Core 50% / OS 50% Look up table

		Occupational Specialism Grade		
		Distinction	Merit	Pass
Core	A	Distinction*	Distinction	Distinction
	A	Distinction	Distinction	Merit
	B	Distinction	Merit	Merit
	C	Distinction	Merit	Pass
	D	Merit	Merit	Pass
	E	Merit	Pass	Pass

Agriculture, Land-Management and Production/ Animal Care and Management.

Uses the Core 70% / OS 30% look up table.

		Occupational Specialism Grade		
		Distinction	Merit	Pass
Core	A*	Distinction*	Distinction	Merit
	A	Distinction	Distinction	Merit
	B	Distinction	Merit	Merit
	C	Distinction	Merit	Pass
	D	Distinction	Merit	Pass
	E	Merit	Pass	Pass

Agriculture, Land-Management and Production / Animal Care and Management
Uses the Core 70% / OS 30% look up table

		Occupational Specialism Grade			
		Distinction	Merit	Pass	
Core Component Grade	A*	Distinction*	Distinction	Merit	Overall T Level Grade
	A	Distinction	Distinction	Merit	
	B	Distinction	Merit	Merit	
	C	Distinction	Merit	Pass	
	D	Distinction	Merit	Pass	
	E	Merit	Pass	Pass	


Centre qualification documents and supporting materials

Assessment principles and practices overview:

Throughout the TQ learners must demonstrate they have developed the skills and knowledge that prepares them for further study and employment. These skills include, investigation, collaborative problem solving, analysis, evaluation, reflective practices, and research.

- The core component consists of an externally set and externally marked written exam (consisting of two dated papers consisting of a mix of short, structured and challenging extended response questions). The core component consists of two externally set and externally marked written exams and a substantial employer set project (ESP).
- The ESP is developed in conjunction with industry experts and written by the awarding organisation. The ESP is a timed and controlled assessment consisting of a well-defined industry-style brief. The brief will be complex and non-routine, and will require the use of relevant maths, English and digital skills.
- The brief will provide a valid context for the Level 3 student to demonstrate their knowledge and understanding of the core content and their core skills to solve occupationally relevant situations and/or problems. The ESP is externally set and externally marked.
- The raw marks for the core exam papers are combined before being converted to uniform marks (UMS), and the ESP is also converted to UMS. The uniform mark scales used for the core exam and ESP reflect the relative contributions from each assessment – these weightings are determined based on the proportion of the content assessed by each of the assessments.
- The scores from both externally set assessments are then aggregated and allocated an overall grade of A* to E.
- The occupational specialism is a substantial synoptic assignment made up of a series of tasks assessing application of occupational knowledge and skills, City & Guilds occupational specialisms are externally set, internally marked, and externally moderated.
- The occupational specialism is graded Pass, Merit, and Distinction, with the pass boundary attesting to Threshold Competence.





Contact us

Please refer to the relevant qualification page and Technical Qualification specification for further information relating to T Level TQs.

Contact our Customer Support for registrations and entries:

Monday - Friday | 08:00 - 18:00 GMT

T: 01924 930 800

E: customersupport@cityandguilds.com

For anything else please contact our Centre Operations team:

Monday - Friday | 08:00 - 18:00 GMT

T: 01924 930 800

E: centreoperations@cityandguilds.com

W: [cityandguilds.com/tlevels](https://www.cityandguilds.com/tlevels)

Get your students involved

Please encourage your students to share their T Level experiences with us. They can hashtag us on their social channels using: #CGTLevels and #ILMTLevels



T-LEVELS

City & Guilds has been developing the skills and behaviours needed to help businesses thrive for almost 150 years. We understand that to succeed in an evolving landscape, learners need to develop the right behaviours, skills and knowledge. This is why we work with education providers, employers and governments to support you in delivering better learner outcomes.

The T Level is a qualification approved and managed by the Institute for Apprenticeships and Technical Education.

'T-LEVELS' is a registered trademark of the Department for Education. 'T Level' is a registered trademark of the Institute for Apprenticeships and Technical Education. 'Institute for Apprenticeships & Technical Education' and logo are registered trademarks of the Institute for Apprenticeships and Technical Education.

Every effort has been made to ensure that the information contained in this publication is true and correct at time of publication. However, City & Guilds products and services are subject to continuous development and improvement, and the right is reserved to change products and services from time to time. City & Guilds cannot accept responsibility for any loss or damage arising from the use of information in this publication.

© 2025 City & Guilds Limited (Reg No 16513878). All rights reserved. City & Guilds is a trademark of City & Guilds Limited. City and Guilds Group Giltspur House, 5–6 Giltspur Street London EC1A 9DE

